

# Human FGFR3 beta (IIIc) Protein

Cat. No. FGF-HM4BC

## Description

<b>Source</b>	Recombinant Human FGFR3 beta (IIIc) Protein is expressed from HEK293 with His tag and Avi tag at the C-Terminus. It contains Asp127-Gly375.
<b>Accession</b>	P22607-1
<b>Molecular Weight</b>	The protein has a predicted MW of 30.1 kDa. Due to glycosylation, the protein migrates to 50-60 kDa based on Tris-Bis PAGE result.
<b>Endotoxin</b>	Less than 1EU per µg by the LAL method.
<b>Purity</b>	> 95% as determined by Tris-Bis PAGE > 95% as determined by HPLC

## Formulation and Storage

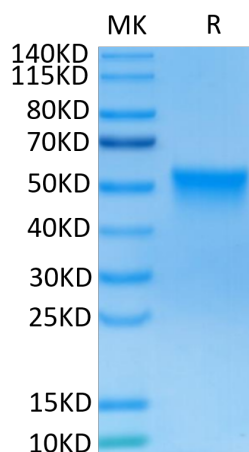
<b>Formulation</b>	Lyophilized from 0.22µm filtered solution in PBS (pH 7.4). Normally 8% trehalose is added as protectant before lyophilization.
<b>Reconstitution</b>	Centrifuge the tube before opening. Reconstituting to a concentration more than 100 µg/ml is recommended. Dissolve the lyophilized protein in distilled water.
<b>Storage</b>	-20 to -80°C for 12 months as supplied from date of receipt. -20 to -80°C for 3-6 months in unopened state after reconstitution. 2-8°C for 2-7 days after reconstitution. Recommend to aliquot the protein into smaller quantities for optimal storage. Please minimize freeze-thaw cycles.

## Background

Four distinct genes encoding closely related FGF receptors, FGF R1-4, are known. All four genes for FGF Rs encode proteins with an N-terminal signal peptide, three immunoglobulin (Ig)-like domains, an acidbox region containing a run of acidic residues between the Igl and IgII domains, a transmembrane domain and the split tyrosine-kinase domain. FGFR3 is tyrosine-protein kinase that acts as cell-surface receptor for fibroblast growth factors and plays an essential role in the regulation of cell proliferation, differentiation and apoptosis. Plays an essential role in the regulation of chondrocyte differentiation, proliferation and apoptosis, and is required for normal skeleton development. Regulates both osteogenesis and postnatal bone mineralization by osteoblasts.

## Assay Data

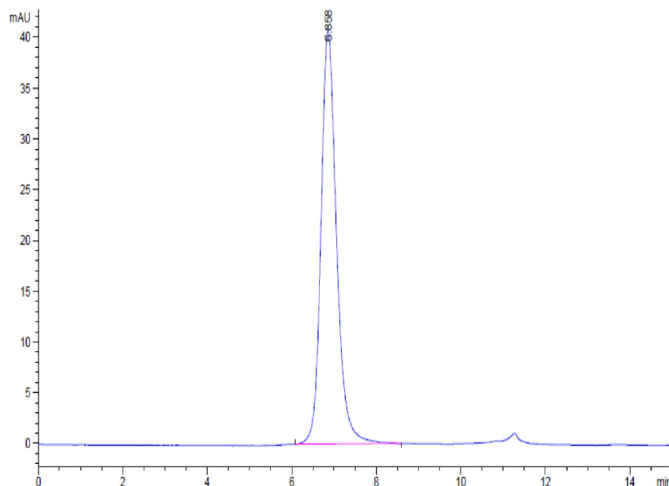
### Tris-Bis PAGE



Human FGFR3 beta (IIIc) on Tris-Bis PAGE under reduced conditions. The purity is greater than 95%.

### SEC-HPLC

Assay Data

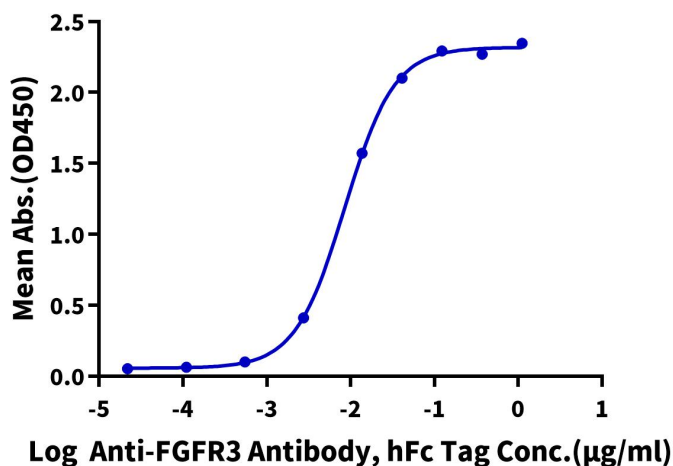


The purity of Human FGFR3 beta (IIIc) is greater than 95% as determined by SEC-HPLC.

ELISA Data

Human FGFR3 beta (IIIc), hFc Tag ELISA

0.05µg Human FGFR3 beta (IIIc), hFc Tag Per Well



Immobilized Human FGFR3 beta (IIIc) at 0.5µg/ml (100µl/Well) on the plate. Dose response curve for Anti-FGFR3 Antibody, hFc Tag with the EC50 of 8.5ng/ml determined by ELISA.